

Member since June 1988

**NEXT MEETING
NOVEMBER 21
6:30 p.m.**

**Have a story
you want to
share?**

**Send it to
the Editor
today and
you may be
published!**

**Bring a friend to our
next meeting.**

DO YOU WANT TO WIN?

Attendance & 50/50 prizes are drawn at every Meeting, on the 3rd Thursday of the month.

**YOU HAVE TO BE
PRESENT TO WIN!**

DONATIONS

Bottles for Basics:

- ◆ 2018- \$407.00
- ◆ 2019— \$519.00
- ◆ October—\$0.00

PRINTER

CARTRIDGES:

Total last year: \$222.00

YTD: \$172.00

Last Month: \$8.00

THE SIGNAL



THE GREAT FALLS MODEL RAILROAD CLUB

VOLUME 23. ISSUE 11

NOVEMBER 2019

TENTH ANNUAL **ExTRAINaganza**

The 10th annual **ExTRAINaganza** will be held at the Great Falls Model Railroad Club on the weekends before and after Thanksgiving, each day from 10 a.m. to 4 p.m. The dates for the 2019 **ExTRAINaganza** are Saturday, November 23; Sunday, November 24; Friday, November 29 (the day after Thanksgiving); and Saturday, November 30.

The railroad club will be decorated for Christmas and trains will be running on all of our layouts, including the new O-Scale layout which George Pitchard is creating in the hallway. Crews on all the layouts have been upgrading track and adding scenic details.

Volunteers will be needed to help decorate the building on the evening of Wednesday, November 20, starting at 6 p.m. Projects will include setting up and decorating Christmas trees and other displays as well as hanging garland. Members of the HO crew have reminded us that **garlands should not be hung near any track** since even small pieces of garland which fall onto the track cause short circuits and disrupt the trains. Wednesday is the regular night for the HO work session. With help from all club members, including the HO crew and/or their friends and family members, the decorating session will go faster. Additional decorating may be done after the club meeting on November 21.

The building will have a festive look for our regular club meeting on November 21. Any decorating which needs to be completed can be done after the meeting. Many of the decorations will still be in place for the club's annual Christmas party on Thursday, December 19. (NOTE: The dates for decorating and for the club meeting were listed incorrectly in the October newsletter **ExTRAINaganza** article. Thanks to all of you who caught our mistakes.)

Club members are needed during the **ExTRAINaganza** to help by taking charge of games, supervising craft and cookie tables, selling raffle tickets, monitoring layouts, and teaching young "Guest Engineers" how to run trains. There is no charge for children to run trains on the HO layout, but we will still need someone to organize a list to ensure an orderly system of taking turns. Members are encouraged to volunteer to help at the **ExTRAINaganza** for all or part of a day or as often as you can.

Admission is \$5. Children under the age of 12 are admitted free as are club members and their families.

Tickets for the games, crafts, and decorating cookies are 7 for \$5.



TOPSHAM SHOW— HO DIVISION

By Travis Johnson

As the official second-in-command of the HO Modular Division, I can use two words to sum up the way the HO layout worked at the Topsham Show: *extremely well*.

Ed Webb, the leader of the HO Modular Division, and I would like to extend our thanks to the many people who helped before, during and after the show. We had a lot of help loading the rental truck at the clubhouse before the show and unloading it and setting up the modules for the show. We also had a lot of help loading the truck at Topsham after the show and unloading it at the clubhouse. We had plenty of help setting up the modules on Friday afternoon and had only three additional modules to set up on Saturday morning. The new corner modules were used throughout the show and we had no problems with them.

I want to thank Carl Butland for procuring the truck and helping with loading and unloading. I'd also like to thank the many others who helped load and unload the truck at the club and/or at Topsham, including Paul Lodge, George Pitchard, Owen Buck, Chuck Hobin, Rick James and Mike Meserve. Several of them also helped set up the modules at Topsham. Dave Blue helped set up modules at the show. He had also made some extenders for the legs on my 8-foot "street module" and I look forward to getting them installed. I drove the truck from the club to Topsham and Mike Meserve helped bring the truck back. Thanks again for everyone who helped.

SURPLUS INVENTORY SALE SET FOR DECEMBER 14, 2019

By Paul Lodge

The annual pre-Christmas Surplus Inventory Sale will take place at the Great Falls Model Railroad Club on Saturday, December 14, from 9 a.m. to 1 p.m. Each year the club acquires large quantities of rolling stock, locomotives, and structures. Many of the items available for sale have never been displayed at any of our shows.

Are you looking for the perfect gift for a friend or relative who likes trains? Would you like to add to your own railroad book library or to your personal model railroad empire? This is a great way to improve your model railroad collection at very reasonable prices.

Whether you're buying items for display or for your own layout or to give as Christmas presents, we hope you will join us on December 14 for the Surplus Inventory



NOVEMBER TRAIN SHOW

By Paul Lodge

The Great Falls Model Railroad Club's 2019 fall model train show on Saturday, November 2, was held at Mt. Ararat High School in Topsham.

Club members loaded the rented truck with the club modules and Lionel surplus assets on Friday afternoon before going to Topsham to help unload tables for the Saturday show. Several members also helped set up HO modules for the GFMRRRC modular layout, which was completed on Saturday morning.

This year there were more modular train displays by other groups than we have had in the past, making it more interesting for club members and for people who attend our shows often. Everyone enjoys seeing something new at each show. About twenty-five club members attended the train show and helped set up and take down dealer tables; take tickets at the door; sell surplus inventory items; and set up, supervise and tear down the club's large modular layout.

Refreshments were provided by the Mt. Ararat Sports Boosters, who gave menus to vendors and exhibitors early in the morning. At lunch time some of the Boosters went to each dealer and exhibitor, offering to take their orders for food so they could stay at their tables instead of leaving their displays unattended.

Members of the GFMRRRC Modelers Forum had suggested that the club sponsor a square-foot modeling contest which would include a Christmas theme. Tami Paine used the contest to teach the Spikey's Corner kids how to model a winter scene. There were three levels of modeling: Youth, Novice, and Master. All of the entries were outstanding. Bob Willard had prepared ballots which were given to guests as they paid at the door. When they arrived at the table displaying the contest entries, they voted for their favorite entry in each of the three categories. Caleb Pelletier was the Youth Division winner, Carmen Anastase was the Novice winner and Dick Holman won the Master's division. Congratulations to all of the winners!

The club's HO modular layout was set up in the lobby of the school as it had been for the past two shows. Several modules had been refurbished and looked good. Many guests took pictures and pointed out special features to those who were with them. The layout was about forty-four feet long and sixteen feet wide. Because the layout is wired for DCC, multiple trains can be run at the same time. The modular group has been building new corners for the modular layout; two of them were ready for this show and worked well. The new corners allow long cars or locomotives to pass each other on the curves without interfering with a train on the track next to them.

Raffle tickets were sold at the door for the train set donated by Maine Model Works. Additional tickets will be sold during the ExTRAINaganza, and the drawing will be held on Saturday, November 30, which is the last day of the ExTRAINaganza.

After the show concluded, members took down the dealer tables. They collected the unsold surplus inventory Lionel items and put them back in the rental truck along with the sections of the modular layout. The truck was brought back to the club and unloaded.

The club did well financially at the door and with sales of surplus items. Thanks go out to the members who helped make the show a success.





OCTOBER Minutes by Paul Lodge

October 17, 2019

Before the meeting began, an entertaining You Tube video was shown of steam engines in pairs throughout the West.

The video was followed up with the monthly Power Point presentation showing club activities since last month.

President Mike Meserve opened the meeting with the Pledge of Allegiance.

A motion was made and accepted to approve the Secretary's report as published in the *Signal*.

Owen Buck was on vacation in South Africa so Terry King read some of the significant items from the past month's Treasurer's Report. The report was approved as given. Because of the potential cost of repairing our current printer in the library, a motion was made and accepted to buy a new one which would cost less than repairs. Our security system is more than ten years old and needs to be updated. A motion was made and accepted to replace the system for \$1,270, which would include a working DVR.

Terry King reported that duplicate slides have been eliminated from the computer and that the 11,000 slides from the Kingston donation have been scanned into the computer. George expects to have an updated list of books in our library in about another month.

Mike Meserve said that the HO Division has installed a new uninterrupted power supply (UPS) on the HO layout. This addition will help alleviate problems with the layout when an electrical issue arises.

The new O-Gauge layout is in working order, but additional wiring will be done before the ExTRAINaganza and the skirt will be installed. George Pitchard also noted that Carl Butland has been a big help on the layout. Finalizing the track plan and adding scenery are the next goals.

Travis Johnson reported that two of the new corner modules will be used at the train show at Mt. Ararat in Topsham on November 2. Carl Butland will rent a 20-foot truck for the show. Travis requested help on Friday, November 1, to load the truck with modules and train sale supplies to take to Topsham. Even more important is the need for help after the show by loading the truck in Topsham and unloading it at the club.

It was reported that the updated G-gauge layout is operational and one operating session has already

been held on it.

Paul Lodge noted that at the next monthly club meeting, Christmas decorations will be available for club members to help put up. (Members are also encouraged to help decorating starting at 6 p.m. on Wednesday, November 20, the day before the club meeting.) The ExTRAINaganza is scheduled to begin on the Saturday after the meeting. The amount of decorations will be determined by the amount of help that is available. The ExTRAINaganza will be held from 10 to 4 on November 23, 24, 29 and 30. Members are asked to help for all or part of one or more days of the ExTRAINaganza with supervising crafts and games, selling raffle tickets and operating layouts.

Jamie Robinson presented a slide show of his visit to a huge G-Gauge layout he visited in Ohio. EnterTRAINment Junction, "the world's largest indoor train display," is located in West Chester, Ohio, near Cincinnati. The layout has 90 computer-controlled G-Gauge locomotives working through three separate ages in U.S. history, from the earliest days of steam to modern diesel locomotives.






TRUNK OR TREAT

By Paul Lodge

Again this year, Paul Lodge brought the Great Falls Model Railroad Club games to the Buckfield Trunk or Treat activities. Because of the rain, the event was held indoors at the Buckfield Fire Department, with children entering through a school bus backed up to the Fire Department door.



All of the Square-Foot Modeling Contest entries at the Topsham Show were great! Congratulations to the winners: Youth Division, **Caleb Pelletier**; Novice, **Carmen Anastase**; Master's Division, **Dick Holman**.



LIBRARY UPDATES & OTHER INFORMATION

By Terry King

I am writing this on October 30th while waiting for Chandler Security to arrive to fix our broken security system.

Our Librarian, George Pitchard, has been busy updating our database of library materials. Under his leadership, the database has more usable information than ever, and it is much easier to locate a specific book than it has ever been before.

We have been fortunate to receive from Dexter Baum some bound volumes of RAILROAD MODEL CRAFTSMAN. We now have Volumes #64 & 65, which covers June 1995 through May 2007. Thank you, Dexter.

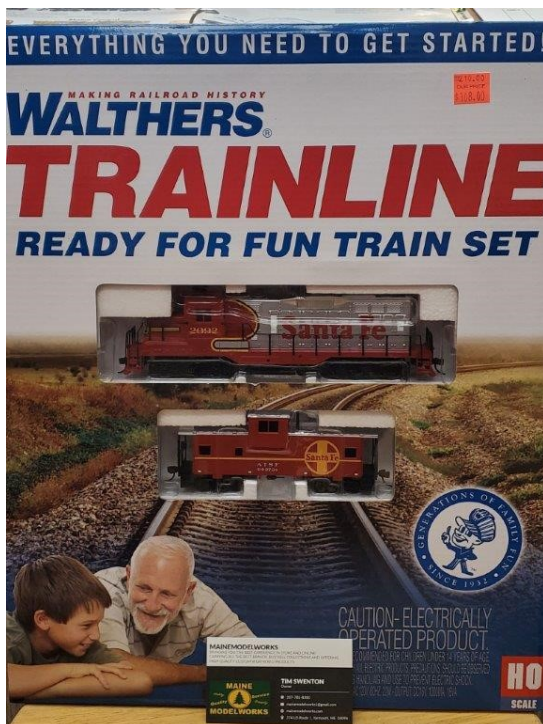
The main processor for our security system has died. The replacement has been installed today. This one has a larger capacity for 16 cameras. We really need about four more outside and one in the library and one in the N scale room.

JUST IN! Dexter has just donated over 50 volumes of bound magazines & Walthers catalogs, including 1934 Vol.1 Of Model Railroader, signed by Al Kalmbach! This now makes our Modeler Railroader Collection complete!

MAINE MODELWORKS DONATION

By Paul Lodge

Maine Modelworks in Yarmouth has donated a Walthers Santa Fe model train set as a raffle prize for the ExTRAINaganza. Raffle tickets were sold at the train show in Topsham and will be sold at the ExTRAINaganza on November 23, 24, 29, and 30. The drawing will be held on November 30 at the end of the ExTRAINaganza.





MaineModelworks

Home of
Tim's Weather Depot

Shop with us online @
mainemodelworks.com

mainemodelmodelworks1@gmail.com

www.facebook.com/timsweatherdepot



Like us on Facebook



Like us on Facebook



Like us on Facebook

Our retail store
374 US Route 1 Yarmouth ME 04096
Tuesday through Saturday 10am-6pm!
Call us at 207-781-8300





MODELERS FORUM

By Kent Waterson

The Modelers Forum returned to the clubhouse on October 24. The group included Bob Willard, Jamie Robinson, Dexter Baum, Carmen Anastase, Dick Holman, Kent Waterson, Jim Pepe, Paul Lodge, Tami Paine and George Pitchard.

First on the agenda was the date of our next meeting. The 4th Thursday in November is Thanksgiving, and the 4th Thursday in December is the day after Christmas. We decided to meet in the middle and picked December 12, the 2nd Thursday in December. (There is no Executive Committee meeting that night.)

Bob Willard then showed an update to "Lucky's" – the diner structure that he presented last month. Numerous additional small details had been added, including roof detail, trash cans, gas bottles, a napkin dispenser, and ketchup & mustard dispensers.

Bob also brought in a Molotow acrylic marker (<https://molotow.com>). Many structure kits come with molded-in windows, and painting the trim on those windows can be difficult. With the Molotow marker (in this case a white marker), the trim can easily be painted. The marker has a nice sharp tip and the color is very opaque, making only a single coat necessary. Molotow markers are available in white and in multi-colored packages through Amazon or from art suppliers such as Dick Blick.

Next up was Jamie Robinson with a collection of locomotives. First was one of his own, a 1978 vintage Athern GE U30C. Jamie had removed the footboards and made pilot plates out styrene. He milled out slots in front for the various Detail Associates air hoses.

The rest of the locomotives were Dexter Baum's models to which Jamie had added decoders with sound, speakers and keep-alive's. The locomotives included an 0-6-0, S-2, S-4, and SW1. All models are destined for Dexter's Acadia Dock & Terminal layout. Although Dexter now has his locomotives, he will actually be moving from his house in the next few months. As a result, he will be downsizing his collection. Dexter brought to the meeting pictures of much of the merchandise he will be selling off. Along with his extra equipment, Dexter is also downsizing his library and brought samples of bound volumes of previous Walther's catalogs and bound volumes of *Railroad Model Craftsman*. As Librarian, George Pitchard gladly welcomed the bound volumes, which will soon be a part of the library.

Carmen Anastase then presented some experiments with paper brick materials. He felt that none of the experiments was acceptable. At one

point he exclaimed: "They just look fake!" to which George replied, "They are!" Where can one find such wisdom except at the Modelers Forum? 😊

Carmen had also spent time in NJ and measured some of the passenger station platforms he plans to model. He had made drawings, with each of the four stations being different. If the platforms were fully modeled, they would be excessively large; some selective compression, therefore, will be required.

At this point, the entire group went downstairs to see and hear about some of the new features on the HO layout. Jamie brought Dexter's 0-6-0 for a test run, and the little locomotive ran extremely well. Jamie demonstrated that, with the keep-alive's installed, the locomotive continued to run for 30 seconds or more after it was removed from power; no dead spots for this little locomotive!

When we returned upstairs, Kent Waterson showed some preliminary drawings for his layout. The garage he is building is at the point where dimensions are fixed and planning can begin.

Last month while discussing the tulle Bob Willard had used for window screens, Dexter had commented about a similar material in tea bags. The idea came to life when a co-worker of Kent's offered some tea in a fine mesh bag. The tea was OK; the tea bag was fantastic! The fine mesh material will work well for HO window screens.

Kent also presented some sanding blocks he had printed on his 3D printer. The design comes from Thingiverse (<https://www.thingiverse.com/thing:2955777>). The small sanding blocks are made to accept 1" wide sandpaper strips (available in rolls). The two-part blocks are a nice small size ideal for model making.

Tami then presented some of her research on producing snow (primarily for the Spikey's Station kids' square-foot modules). One product, Snow-Tex, would work fine, but proved to be expensive (\$6.00 for a 2 oz bottle). Instead, Tami found a "recipe" for snow using white paint, white sand and glitter. The ingredients are mixed together (perhaps with some Modge Podge to act as a binder) and placed on the model while wet. We look forward to seeing the result at the Topsham Show on November 2.

Lastly, Jim Pepe brought a series of boxcars in HO, Hon3 and Hon30. It was interesting to compare the relative sizes of the boxcars. All were HO scale, but the narrow-gauge models were significantly smaller.

The meeting wrapped up around 8:30. Next month at the December 12 meeting, Bob Willard plans to do a mini-clinic on making bottle-brush trees. All GFMRRRC members are invited



THE GREAT FALLS MODEL RAILROAD CLUB

144 Mill Street
Auburn, Me 04210

<http://www.greatfallsmodelrrclub.org>

Facebook: Great Falls Model Railroad Club

An Educational Foundation

OFFICERS:

President:
Mike Meserve
574-1476
y2f250mike@yahoo.com
Vice President:
Jamie Robinson
212-6027
j-robinson@roadrunner.com

Secretary:
Paul Lodge - 966-3641
paul lodge@gwi.net

Treasurer:
Owen Buck, 485-9736
obuck61@hotmail.com

Librarian/Archivist
George Pitchard 330-9860
greatfallsmodelrailroadclub@yahoo.com

Directors:
Rick James, 740-1266
Darin Long, 782-3652
Eric Long, 754-4493

Webmaster:
Joe Marshall - 751-0554
braintriggers@gmail.com
Assistant Webmaster:
Frances Lodge - 966-3641
paul lodge@gwi.net

Social Media Editor
Tami Paine, 595-4668
Tami.girardin@yahoo.com

THE SIGNAL

The *Signal* is published twelve times per year by The Great Falls Model Railroad Club.

Copyright October 2019

Editor:
Terry King
576-3788
greatfallsmodelrailroadclub@yahoo.com

Proofreader:
Frances Lodge
paul lodge@gwi.net

Address Change

If your mailing or e-mail address changes please notify
Paul Lodge at
paul lodge@gwi.net

www.greatfallsmodelrrclub.org


Upcoming Events

November 20, *ExTRAINaganza*
Decorating Session

November 23, 24, 29 & 30
ExTRAINaganza 10:00 a.m. to
4:00 p.m.

December 14 Surplus Asset Sale
9:00 a.m.—1:00 p.m.

Please check web site or Facebook
page.



Recurrent Activities

Operating Sessions

November 9—9:00 a.m. to Noon
November 16—9:00 until ? Work Session to
prepare for *ExTRAINaganza*

Membership Meeting

3rd Thursday of each month
November 21 @ 6:30 p.m.

Modelers Forum

4th Thursday of each month— 7:00 p.m.
Next meeting December 12 7:00 p.m.

Spikey's Station

November 9— 9:00 a.m.—Noon
December 7 & 11 9:00 a.m.—Noon

Work Session

Every Wed. Evening - 6:00 p.m.