

Member since June 1988

**NEXT MEETING  
FEBRUARY 20  
6:30 p.m.**

**Have a story  
you want to  
share?**

**Send it to  
the Editor  
today and  
you may be  
published!**

**Bring a friend to our  
next meeting.**

#### DO YOU WANT TO WIN?

Attendance & 50/50 prizes are drawn at every Meeting, on the 3rd Thursday of the month.

**YOU HAVE TO BE  
PRESENT TO WIN!**

#### **DONATIONS**

##### Bottles for Basics:

- ◆ 2020— \$84.00
- ◆ January—\$47.00
- ◆ February- \$36.00

##### PRINTER

##### CARTRIDGES:

2019—\$547.00  
Year to date: 10.00  
January \$ 10.00



# THE SIGNAL



THE GREAT FALLS MODEL RAILROAD CLUB

VOLUME 24. ISSUE 2

FEBRUARY 2020

## LIONEL DONATION FROM FARNSWORTH MUSEUM

by Paul Lodge

Robert Colburn, Museum Technician for the Farnsworth Art Museum in Rockland, contacted the Great Falls Model Railroad Club on January 6 with an unusually generous offer. The museum had been given a large Lionel train layout but they were unable to incorporate it into their existing holiday train exhibit. It consisted of newer Lionel trains and tracks, buildings, controls and other miscellaneous items.

On January 13 a crew from GFMRRC went to Rockland with their trucks and vans to pick up the donation and bring it back to the club. Thanks to Carl Butland, Larry Cannon, Terry King, Paul Lodge, George Pitchard and Jamie Robinson for moving this donation.

When you come to the club, be sure to look at the interesting new pieces. Some of them have already been added to our Lionel layout and others are waiting for a new home on the layout.



# PREPARING FOR THE AUGUSTA TRAIN SHOW


By Paul Lodge

The Whitefield Lions Club will sponsor its annual Dollhouse and Model Train Show at the Augusta Armory on February 15, 2020 from 10 to 3.

The Great Falls Model Railroad Club has participated in this show for many years and we always look forward to meeting people who come regularly. Combining model railroading and dollhouse displays shows guests how these hobbies complement each other. Dollhouse modelers enjoy our scenery, which for them is landscaping. Many model railroaders find small items from the dollhouse hobby which work in model railroading.

We will begin setting up our modules and sales tables for the show at 7 a.m. If you would like to include your module in the club's modular layout, please let Travis Johnson know soon. All modules need to be at the Augusta Armory by 8 a.m. on February 15. Tear down will begin at 3 p.m.

Come to the show and help with the day's activities. Everyone appreciates extra help.



*Pictures with a black border are from the Farnsworth donation.*





# SPIKEY'S STATION

By Tami Paine

On January 4, the Spikey's Station crew planned their individual campsites for the group's module and learned about perspective. They used a Hot Wheels truck to determine the size of roads, parking spaces, playground and recreation field. Ed Webb demonstrated working with spackling compound to help the kids fill holes in their module and to provide a base for scenery.

The major project for February 1 was creating a water display for Spikey's Station members to use on their square-foot contest entries for the April 25 train show in Topsham.



Pictures with the Red  
border are from the  
operating session.

## MILK TRAINS AND TRAFFIC

By Terry King


A new book was just donated to the GFMRRRC Library entitled *Milk Trains and Traffic* by Jeff Wilson and published by Kalmbach Publishing.

This 94-page soft-cover book covers milk transport all over the country. There is a wealth of information about New England, including the MEC, BAR, CV and B&M, plus privately owned cars.

In 1920 MEC owned 100 milk cars. In 1930 it was down to 36; by 1943 it was 19; in 1951 there were only 12; and by 1962, there were none. Much of the decrease in the number of cars was because privately owned cars were being used. MEC Hood's acquiring Turner Creamery and using their own cars and the increasing use of tank trucks lead to MEC not having any milk cars by 1962.

Milk was transported by freight and passenger trains. Milk transported by passenger trains was usually at the head of the trains, equipped with high speed passenger trucks.

*For more information about the WW&F connection to MEC Hood's and the Turner Creamery, check out the Train Time video in the GFMRRRC library. Video #246 shows the WW&F ceremony as the Turner Creamery car was moved to the wharf at Wiscasset in June 2012. The title is WW&F Milk Car #65 and it gives a lot of detail about milk cars along the old WW&F route.*



Jeff Wilson

## SR&RL SHOW IN PHILLIPS ON SEPTEMBER 26, 2020

By Sharon Barber

The Sandy River & Rangeley Lakes Railroad and the Phillips Area Community Center have announced that their annual Model Rail and Hobby Show will be held on Saturday, September 26.

In the Community Center on Depot Street, there will be several model railroad displays and a number of vendors selling hobby-related items, including Sandy River Railroad memorabilia. Food will be sold at the train depot next door.

Train rides will be available throughout the day on the Sandy River and Rangeley Lakes Railroad. The SR&RL is dedicated to the preservation and restoration of one of Maine's original two-foot narrow gauge railroads. Located in the mountainous region of Franklin County, the SR&RL was the longest of the five two-foot railways that once served the state.

The organizing committee is still looking for more vendors and model train enthusiasts who would like to set up displays and sell hobby-related items. For more information or to reserve space, call Bruce at 509-6413 or Winona at 639-4296.

## WINTER WEATHER

This month's copy of *The Signal* does not have an article about the meeting on January 16 as the meeting was canceled because of heavy snow

Whenever severe weather threatens on a meeting night, the meeting will be canceled. If you have email, you will receive an email message explaining that there will not be a meeting. We will also notify the following TV stations: WCSH, WGME, and WMTW.

After each snowstorm, the railroad club parking lot will be cleared and cleaned as soon as possible. Tire tracks pack down the snow and make the work more difficult. Please help us keep the club parking lot empty of cars until it is empty of snow.



# MODELERS FORUM

By Kent Waterson

The Modeler's Forum gathered again for the first time in 2020 on January 23. Those attending included Bob Willard, Carmen Anastase, Jamie Robinson, Steve Doughty, Paul Lodge, Tami Paine, Kent Waterson, George Pitchard and Dexter Baum.

Carmen Anastase led off the evening with an update on his efforts to mimic Roomettes interiors for buildings. Using some of the images from LARC Products ([larcproduct.com](http://larcproduct.com)), Carmen had printed off the images and then scaled them to fit. Colors from the inkjet printer were not as vibrant as a printed image; but once inside a building the difference may not be noticeable. Perhaps it will even be beneficial when taking into account the effect of color with distance.

Bob Willard next rolled out a collection of O-Scale vehicles. ("I'm a vehicle collector that happens to have a railroad.") Vehicles included a '36 Buick and various Russian vehicles that were based on the Ford Model A. (Henry Ford had sold some of the designs to the Russians before WWII and thus the vehicles tend to look remarkably like Model A's!) Some vehicles came from Rex Toys and were purchased on eBay from France! Two firetrucks were also in the collection: a 1930 Ahrens Fire Engine from Matchbox and a '36 Ford Pickup cab married to a Corgi firetruck back-end.

Steve Doughty won the "biggest box of the evening" contest and brought a variety of structures and scenes he has done. First was a resin-cast camp set with tent and fire. Steve had made the casting into a Boy Scout camp scene, adding a flagpole and Scout figures. Included with the casting were some flickering lights which were placed on the fire with cotton above as smoke. The effect was very realistic.

Next Steve showed a pair of scenes based on the same house. One depicted movers moving out the current owners, and the second added a 1957 garage. Another scene was a pickle factory, converted from a Schaefer Brewery kit, complete with five different Heinz pickle cars of different types. Other items Steve presented were an oil storage tank made from a coffee can, a Roco fuel truck with homemade Texaco decals, and a scene of an autobody workshop.

Tami then gave an update on what Spikey's Kids were up to. They are currently working on a module for the club's HO modular layout – a campground scene. They are also working on modules for the next square-foot module contest (more on

this below).

Lastly, Kent presented some servo mount's he designed and printed on his 3D printer. Using the design of an Arduino to control up to 8 servo's, his plan is to use these to control turnouts on his layout. He has found an online design that can integrate the controls into an LCC system which he hopes to implement.

During the evening, Paul Lodge presented a framed image of Tom Coulombe and a one-page biographical summary that will be displayed in "Coulombe Hall."


The group discussed at various points the theme of the next square-foot module contest for our April 25 show in Topsham. The decision was made to simply have a "water" theme, with no other requirement (except the square-foot space). Everyone is eligible to compete, so get those projects started!

Tami asked what would make the best material for water and multiple suggestions were offered (acrylic caulk, Mod Podge, various resins).

One last editorial note: last month's article referenced George Pitchard's re-gauging some locomotives. The article incorrectly stated they were gauged to On30, this was incorrect. The gauging is from On30 (inches) to On3 (feet).

The meeting wrapped up with George giving an overview of the O-Scale modules the club had recently obtained.

The Modelers Forum is open to all GFMRRRC members. We'll be meeting again on February 27. Come join us and get started on those square-foot modules!



# ROUND ROBIN GOALS

By Travis Johnson

Several years ago members of the Great Falls Model Railroad Club enjoyed group operating sessions at the home layouts of various other GFMRRRC members. This Round Robin experience gave members a chance to get better acquainted while seeing different layouts and sharing ideas about various aspects of model railroading, including construction, scenery and rolling stock.

After the HO Operating Session on January 18, several club members met to begin discussions of a way to reinstate Round Robin sessions. Members at this informal meeting were Tami Paine, Carmen Coulombe, Ed Webb, Leigh Stevens, Joshua Stevens, Mike Meserve, Travis Johnson, Eric Long, Guy Lovell, George Pitchard and Jamie Robinson.

Tami Paine talked about the layout she and her husband Mike had started in the basement of their house and gave a description of how it came to be. She would like to have it included in the Round Robin layouts, but she doesn't have the space to do anything now. Mike Meserve brought in the idea of supporting the layout to hold weight better, and Eric noted that holding an operating session at a person's layout is not a requirement for the Round Robin group.

Carmen Coulombe spoke about the layout that her late husband Tom had created in their barn. Tom had often invited others for operating sessions and she would like to continue that idea. The layout location is not heated, and that might be an issue. It likely needs basic work, including maintenance to the locos as well as cleaning track and checking for alignment issues. Summer sessions might be difficult because of high heat and humidity. Carmen has had a door upgraded, which should improve some aspects with heat and cold.

Leigh Stevens mentioned that he and Josh are planning to build a layout. Ed Webb advised them on xtrac to make a layout and Travis reminded them to take lots of pictures and videos.

Guy Lovell noted that he needs electrical help on his layout so he can do more than one loco. He is currently using DC but wishes to go to DCC in the future. His layout is 12 x 12 in an L shape.

Mike recommended that those who can help with the Round Robin work on Carmen's layout first since it is already built and just needs to be cleaned and have some minor projects completed. Since Travis and Ed currently have more time available, Eric suggested that they survey Carmen's layout to see what needs to be done. Carmen and Travis set a

time to visit the layout on Friday, January 24.

The group also agreed that Travis and Ed should set a date to recon Paul Lodge's layout as well.

On January 24 Ed and Travis visited Carmen's layout. It is in surprisingly good shape despite the lack of operations on it. This layout hasn't had a wheel turn for about two years since Carmen's husband Tom passed. Her biggest interest is to have a layout for The Great Falls Model Railroad Club's younger members to run and learn scenery techniques.

This layout is built around the walls with a peninsula in an 11.5'x42.5' room. It includes a workbench and separate program track. The layout itself has two classification yards, one intermodal yard, an engine house, and a few switching areas to accommodate operations of all levels.

Probably the first big project will be to clean the layout and track. The tools for this work are already there. Another project will be to go through all the locomotives to ensure proper operation of the equipment. The drop bridge will need an adjustment to be workable during a session. The main metal plate to hold the bridge up needs to be recessed into the wood so the tracks don't touch and cause a short.

The layout is powered by a NCE DCC system going through a single circuit breaker. This could cause operation problems if someone ends up shorting out anywhere on the layout. One section of the track was never connected to any wiring, which may mean a full or partial rework of the wiring. The layout has five cabs. For bigger operating sessions this will require us to bring our cabs from home (not a big deal, but a good fyi).

Carmen has concerns about having an inventory of equipment on the layout. She has a LOT of cars and locomotives and she wants to make sure she can keep tabs of it all. Thank you, Carmen, for inviting the Round Robin group to start at your layout.

## ROUND ROBIN GOALS

*Continued from page six.*

On Tuesday, January 28, Ed and Travis visited Paul's house to check out his layout upstairs in the barn and his workroom on the ground floor. Paul's layout is an around-the-walls dog-bone/mushroom style double deck layout. It uses the Loco Link Control System and has three working controllers (cabs). The layout is based on the freelance Pine Tree Lines. (Frances is the minister at the local church, so PTL also stands for Praise the Lord, which explains the slogan The Heavenly Line.)

Paul has talked to Jamie Robinson and Travis Johnson about converting the layout to DCC. Travis has offered to loan Paul his NCE DCC system to work out the kinks, if any, in the wiring. The current system uses four "boosters" (filtered dc power supply) to power the layout. We may get away with one command station/booster and a few circuit breakers, but there may need to be two or more boosters.

There are 25 locomotives on the layout that are mostly Athearn Blue Box with some Atlas and Atlas/Kato locomotives. There is a 4-8-4 and a Shay, which may be questionable about converting to DCC.

The line is mostly a double main line with ten towns, two of which are accessed via cassette staging at the end of the lower peninsula. There is a hump yard that has worked in the past. Paul would like to investigate getting it working again. For retarding the cars, it uses an air compressor that is located in the workshop downstairs. There seems to be an issue with the air lines under the layout. There is an adjoining double-ended yard, with a single-ended yard about midpoint of the layout and two staging yards in the staging area.

The biggest goal at this time is to get the current system going as well as possible and to clean the layout. Squirrels and other rodents have made their home in the layout area over the long period of inactivity so cleaning the layout and track, checking the equipment as it exists, and checking all the wiring will be the priority of the first one or two sessions at Paul's. Both Paul and Frances are looking forward to having the Pine Tree Lines become active again and sharing the layout with club members and friends.

## MORE PICTURES OF FARNSWORTH DONATION







## THE GREAT FALLS MODEL RAILROAD CLUB

144 Mill Street  
Auburn, Me 04210

<http://www.greatfallsmodelrrclub.org>

Facebook: Great Falls Model Railroad Club

### An Educational Foundation

#### OFFICERS:

**President:**  
Mike Meserve  
574-1476  
[y2f250mike@yahoo.com](mailto:y2f250mike@yahoo.com)  
**Vice President:**  
Jamie Robinson  
212-6027  
[j-robinson@roadrunner.com](mailto:j-robinson@roadrunner.com)

**Secretary:**  
Paul Lodge - 966-3641  
[paulldodge@gwi.net](mailto:paulldodge@gwi.net)

**Treasurer:**  
Owen Buck, 485-9736  
[obuck61@hotmail.com](mailto:obuck61@hotmail.com)

**Librarian/Archivist**  
George Pitchard 330-9860  
[greatfallsmodelrailroadclub@yahoo.com](mailto:greatfallsmodelrailroadclub@yahoo.com)

**Directors:**  
Rick James, 740-1266  
Darin Long, 782-3652  
Eric Long, 754-4493

**Webmaster:**  
Joe Marshall - 751-0554  
[braintriggers@gmail.com](mailto:braintriggers@gmail.com)  
**Assistant Webmaster:**  
Frances Lodge - 966-3641  
[paulldodge@gwi.net](mailto:paulldodge@gwi.net)

**Social Media Editor**  
Tami Paine, 595-4668  
[Tami.girardin@yahoo.com](mailto:Tami.girardin@yahoo.com)

## THE SIGNAL

The *Signal* is published twelve times per year by The Great Falls Model Railroad Club.

Copyright January 2020

**Editor:**  
Terry King  
576-3788  
[greatfallsmodelrailroadclub@yahoo.com](mailto:greatfallsmodelrailroadclub@yahoo.com)

**Proofreader:**  
Frances Lodge  
[paulldodge@gwi.net](mailto:paulldodge@gwi.net)

### Address Change

If your mailing or e-mail address changes please notify  
Paul Lodge at  
[paulldodge@gwi.net](mailto:paulldodge@gwi.net)

[www.greatfallsmodelrrclub.org](http://www.greatfallsmodelrrclub.org)

## Upcoming Events

*February 15, Whitefield Lions Club  
Model Railroad & Dollhouse Show  
at Augusta Armory 10:00—3:00  
p.m.*

*March 21, Maine 3-railers Show at  
Augusta Elks Club'*

*Please check web site or Facebook  
page.*



## Recurrent Activities

### Operating Sessions

*February 22—9:00 a.m. to Noon  
March—7—9:00 a.m. to Noon*

### Membership Meeting

*3rd Thursday of each month*

### Modelers Forum

*4th Thursday of each month— 7:00 p.m.*

### Spikey's Station

*February 29  
March 14 & 28*

### Work Session

*Every Wed. Evening - 6:00 p.m.*