



Member since June 1988

NEXT MEETING
July 15, 2021
6:45 p.m.

*Bring a friend to our
next meeting.*

When you send an article
with pictures, please do not
embed them into the arti-
cle—send them as a sepa-
rate file.

DO YOU WANT TO WIN?

Attendance & 50/50 prizes
are drawn at every meeting
on the 3rd Thursday of the
month.

**YOU MUST BE PRESENT TO
WIN!**

DONATIONS

Bottles for Basics:

- ◆ April—\$55.00
- ◆ May—\$11.00
- ◆ June—\$ 24.60

THE SIGNAL



THE GREAT FALLS MODEL RAILROAD CLUB

VOLUME 25 ISSUE 7

JULY 2021

MONTHLY MEETING JULY 15

Thank you to everyone who attended the June meeting!

At the July meeting, Jamie Robinson will show a short presentation on the O Scale National Convention which was held in Denver, CO on June 18-19.

If you would like to share an article about what you are doing at the club, or on your home layout, please submit it to our new email address: gfrsignal@greatfallsmodelrrclub.com.

Check out our website, too: <http://greatfallsmodelrrclub.org>! Many changes and improvements.

June 17 Meeting Minutes Tami Paine — Secretary

Secretary's Report — Minutes from the executive committee meeting June 10th were read by Tami and accepted.

Treasurer's Report - was presented by Owen Buck and accepted.

Librarian's Report - George Pitchard reported he is making a list of books he feels are not particularly applicable to our collection and can possibly be removed from the library. This was accepted by the members.

The possibility of getting a subscription from Trains.com was discussed so that magazines can be read digitally in the club. Owen Buck offered to cover the cost of the subscription for the first year. This was accepted by the club members and Rick James offered to donate a computer to be placed in the library for members to be able to read the digital magazines.

Miscellaneous reports:

HO Committee - Reported by Mike Meserve. The HO operating session went well. The layout is working well. Guests did attend. Looking forward to future sessions.

O Scale Committee - George Pitchard indicated there was nothing new to report.

G Scale Committee - No report

N Scale Committee - Eric reported that the N scale committee has been going through their track and switches to determine what they need to keep and what can be sold in the next surplus asset sale. The committee has also been working on the wiring of the layout.

June 17 Meeting Minutes (continued)

Modelers Forum - Bob Willard invited members to join the forum on the fourth Thursday of every month at 7 p.m. You can bring a project you are working on to share or just come to see what other members are doing.

Old Business:

Novembers ExTrainaganza will be a 5 day event this year.

New Business:

Theresa (Terry) donated a diamond art train picture that she made to be displayed at the club.

President Mike Meserve reminded members that they can make a donation to help the utilities of the club.

Jamie Robinson made emergency phone number signs for the clubhouse doors.

Meeting adjourned at 7:50 p.m.

PHOTO OF THE MONTH - JULY 3 HO OPERATING SESSION



June Donations

June was a very good month for donations, both financial and material, and the [Honor Roll](#) continues to grow.

There are still opportunities to contribute to the [Utility Sponsor](#) program, both Water and Electric.

N Scale received a Long Hauler train set and some assorted additional pieces from Robert Broderick.

We received a very generous donation of O Scale materials from Steven Palmer.

We also received a magnificent collection of DRGW narrow-gauge equipment (that runs on G gauge track) from Earle Charles, which he had acquired from the collection of Irv Young.



RON PALMQUIST DONATES VINTAGE RAILROAD PHOTOS

By Paul Lodge

In early June, Ron Palmquist notified the Great Falls Model Railroad Club that he would like to donate a photograph album of vintage Maine railroad photographs and postcards to the club's library. Many of our older members will remember Ron Palmquist from his days as a news anchor and political reporter for WGAN-TV (now called WGME-TV). Ron Palmquist is now 93 and has been in a wheelchair since a fall several years ago. He has enjoyed photography since about the age of 7 and has continued as a freelance journalist and photographer. His interest in trains also dates back to childhood. He has attended many of our model railroad shows and we have kept him informed about our club activities through newsletters and emails.

Ron's three-ring binder photograph album contains nearly 100 pictures, including Maine Central locomotives from the early days in 1877 to the more recent diesels. There are pictures of early trains from the Belfast & Moosehead Lake Railroad and photographs of more modern St. Lawrence & Atlantic Railroad locomotives. One of the interesting photos for GFMRRC members is a picture of the Auburn train station next to the railroad tracks where Hannaford's grocery store is currently located.

Ron spent about 50 years in radio, television, and print journalism. He also had an outstanding career in public relations and in 1983 won the Maine Public Relations Council Professional Achievement Award. For ten years he was editor of *The Switch Tower*, the newsletter of the Seacoast Division of the National Model Railroad Association (NMRA). (After Ron retired as newsletter editor, GFMRRC member Terry King became the new editor starting with the fall 2008 issue.)

Paul and Frances Lodge recently picked up the photo album at Ron's home in Cape Elizabeth and had a pleasant visit with Ron and his wife Sandy, to whom he has been married for 63 years. Ron asked about the *TRAIN TIME* shows produced by the club and mentioned how much he enjoyed them.

Thank you, Ron, for your wonderful donation. This addition to the Great Falls Model Railroad Club library is greatly appreciated by the club and its historically-minded members. We hope club members will take some time to look at the photos while the album is on display during our next club meeting on July 15.

MODELERS FORUM

By Kent Waterson

The Modeler's Forum met on a warm summers' eve on Thursday, June 24th. Eight modelers gathered to share information and continue to improve our skills with the help from each other. Attending the night were Bob Willard, Jamie Robinson, John McMullen, George Pitchard, Larry Cannon, Kent Waterson, and Carmen Anastase.

Bob started off the night showing a fleet of O-Scale vehicles. The first was a riggers truck completely scratch built based on a 1920's Mack Bulldog. Fenders and hood were resin castings, the chassis and frame from styrene. The truck bed was Basswood and other bits of small castings. Next was a 1946 Ford cab that had been cut from a die-cast model and the remains scratch-built. Another similar truck, this time a Dodge, was also pieced together from a cab cut from a pick-up truck. The last vehicle was "a real cheap toy truck" that was built from two different cabs cut apart and glued together. The remains of the body and frame being scratch-built from styrene.



Jamie followed with an example of how to take an inexpensive kit and make a very nice-looking model. Jamie started with a \$1.98 Athearn Blue Box boxcar and removed the original roof walk and the molded-on grab irons. The roof walk was replaced with a metal roof walk and the grab irons with wire. Couplers were replaced with Kadee couplers and cut levers made from 0.012 wire. A-Line metal stirrup steps and a new brake wheel were the final additions. Jamie also showed how he builds these kits with the floor upside down such that the wood-grained surface appears on the bottom of the model instead of the enclosed car body. Trucks were replaced with Central Valley trucks. The resulting boxcar looked great and would make a fine addition to any model railroad.





Next up, George presented his collection of narrow-gauge locomotives (all the while claiming to be "remarkably unbusy"!). The first was Colorado & Southern #21. George had added a Ridgway cinder diverter, scratch-built from styrene. The diverter chute was fabricated by inserting a piece of brass rod inside a styrene tube, and then slowly and carefully bending the tube into shape (the brass rod helping to maintain the bends). The tender, still under construction was covered with a piece of Balsa wood that will become the coal load. A second locomotive, currently unlettered, is targeted for C&S #22. The locomotive is "spot on" for replicating #22 with only a few minor details that needed changing. The tender was spruced up with the addition of some toolboxes and other pieces to improve the look.


MODELERS FORUM




The last item George presented was his “most expensive piece of scenery,” a Lumber Co. Shay that was modified for 3' gauge but is currently not running. A future project for one “remarkably unbusy.”




Shifting away from locomotives, George showed a steam-powered crane car that once again was modified. George did not like the original flatcar the crane and steam engine were mounted on, so he disassembled the parts and built a 30' flatcar from two other flatcars. With the leftover pieces he was able then assemble a third general use flatcar.



Larry stated that he had completed the building for his Fairbanks Scale Co. annex and was moving on to a new industry, the True Temper handle factory. The plant produced Ash handles for various True Temper tools. The factory was supplied with logs via rail. Larry then showed the log cars and loads. The log cars started as flatcars to which he added log bunks (four bunks per car, eleven pieces of styrene for each bunk).





For the loads, Larry found that Forsythia stems worked well for the logs. However, once the logs dried, the centers shrunk and appeared hollow (which then needed to be filled). From these “masters,” Larry made molds and casts additional loads from resin. The castings were first painted black and then half brushed, half dry brushed with Tamiya browns and greys. The ends were then painted with Floquil Depot Buff. The colors were then all blended together using Pan Pastels.



MODELERS FORUM

Kent followed with an update on his Kingfisher/Battleship diorama. The quarterdeck has now been painted and most of the various deck details added. Weathering will be the next step.

Kent also brought some floats for the Kingfishers that he purchased that had been printed on a Resin 3D printer. The detail in these parts is remarkable. The level of detail on these parts reaches the level of traditional resin cast parts and will continue to provide a variety of quality detail parts for modelers.



Carmen closed out the evening with a continuation of the iron pipe project he has been working on. The pipes were added as a load to a flatbed truck and tied down with chains. Carmen sought information on how to dull down the bright chains. Suggestions included using a chemical etchant such as "Blacken-It" (or something equivalent) or simply painting with a burnt steel type color.



Carmen also showed some experiments on creating weeds that he had read about in the NMRA magazine. The weeds are made from twine, both in a natural and dyed color.



The meeting was a wrap at 8:30, a truly enjoyable evening watching and learning from each other's talents. We'll be back next month, July 22nd for another round, we welcome all and look forward to learning from others in this diverse hobby. Hope to see you there!

Along the Line

Andrew Vick: I've been working on building a rock quarry on the Fall River Road, in the town of Summerhaven. The layout is set in the late 1800's. I was inspired by the granite quarries that were once common in Maine. The donkey engine and pulleys were 3D printed by Shapeways; the rocks are ceiling tiles with broken plaster scattered about.



Great Falls N Scale:
MEC 261 idles between shifts at the yard.



Great Falls O Gauge: The 20th Century Limited pulls into the station.





THE GREAT FALLS MODEL RAILROAD CLUB

144 Mill Street
Auburn, Me 04210

<http://www.greatfallsmodelrrclub.org/>
Facebook: [Great Falls Model Railroad Club](#)

An Educational Foundation

OFFICERS:

President:
Mike Meserve
prez@greatfallsmodelrrclub.org

Vice President:
Jamie Robinson
vp@greatfallsmodelrrclub.org

Secretary:
Tami Paine
secretary@greatfallsmodelrrclub.org

Treasurer:
Owen Buck
treasurer@greatfallsmodelrrclub.org

Librarian/Archivist:
George Pitchard
librarian@greatfallsmodelrrclub.org

Directors:
Rick James,
Darin Long,
Eric Long,

Webmaster:
Joe Marshall
braintriggers@gmail.com

Assistant Webmaster:
Jamie Robinson
vp@greatfallsmodelrrclub.org

Social Media Editor:
Tami Paine
secretary@greatfallsmodelrrclub.org

Storekeeper:
Eric Long
storekeeper@greatfallsmodelrrclub.org

THE SIGNAL

The *Signal* is published twelve times per year by The Great Falls Model Railroad Club.

Copyright July 2021

Editor:
Jamie Robinson
gfrsignal@greatfallsmodelrrclub.org

Address Change

If your mailing or e-mail address changes please notify us at:
gfrsignal@greatfallsmodelrrclub.org

www.greatfallsmodelrrclub.org

Upcoming Events



Recurrent Activities

[Please check our web site on Facebook.](#)



Summer is here.
Time to get your
Great Falls
Tee-shirts.

Pick them up at
the meeting or call
Paul Lodge to ar-
range pick-up.



Operating Sessions

Saturday, July 17 at 8:30 a.m.
Saturday, August 7 at 8:30 a.m.

Regular Monthly Meeting

Thursday, July 15 at 6:45 p.m.

Spikey's Station

NONE UNTIL FURTHER NOTICE

Work Session

Every Wed. night—6:00 p.m. to 8:00 p.m.

Every Saturday 9:00 a.m. to Noon
(unless there's an Operating Session)

Modelers Forum

Thursday, July 22 at 7:00 p.m.

Executive Committee

Thursday, Aug. 12 at 6:30 p.m.