



Member since June 1988

NEXT MEETING
August 19, 2021
6:45 p.m.

*Bring a friend to our
next meeting.*

When you send an article with pictures, please do not embed them into the article—send them as a separate file.

DO YOU WANT TO WIN?

Attendance & 50/50 prizes are drawn at every meeting on the 3rd Thursday of the month.

YOU MUST BE PRESENT TO WIN!

DONATIONS

Bottles for Basics:

- ♦ May—\$11.00
- ♦ June—\$ 24.60
- ♦ July—\$61.80

We are no longer collecting used ink cartridges or toner packs. Even if we return 15 cartridges each month, it is still cheaper for us to purchase toner online!

THE SIGNAL



THE GREAT FALLS MODEL RAILROAD CLUB

VOLUME 25 ISSUE 8

AUGUST 2021

MONTHLY MEETING AUGUST 19

Thank you to everyone who attended the July meeting!

If you would like to share an article about what you are doing at the club, or on your home layout, please submit it to our new email address: gfrsignal@greatfallsmodellrrclub.com.

Check out our website, too: <http://greatfallsmodellrrclub.org>! Many changes and improvements.

JULY 15 MEETING MINUTES

Tami Paine — Secretary

Secretary's report: Minutes included in the July edition of *The Signal* were accepted as presented. Jamie Robinson read the minutes of the Executive Committee meeting held July 8. Property Tax will be due in September estimated cost \$1,600

Treasurer's Report: read by Owen Buck and accepted by the membership

Librarian's report:

Member Ron Palmquist donated a collection of post cards and pictures.

George Pitchard completed the Mission statement for the Library and read it at this meeting to the membership where it was accepted.

Books being removed from the Library are being offered to members first to purchase.

Miscellaneous reports

HO Committee - will be having an operating session that starts at 9 am Saturday July 17th that will last till everyone attending gets tired. The HO layout is running well

O Scale Committee - the committee is thinking about changing the Layout. The O scale committee has received a caboose and a few cars on loan from Steve Doughty. New member interested in joining the O Scale committee is Joe Saunders.

G Scale Committee - No Report

N Scale Committee - Report of a donation

JULY 15 MEETING MINUTES (continued)

Modeler's Forum - the next Modeler's Forum meeting will be July 22nd.

Old Business:

ExTRAINaganza - discussed promoting, and giving tickets to the Children's department at the Auburn Library.

New Business:

Spring Show rental tables can be set up by the rental business for a fee.

Terry King has stepped down for creating the Newsletters.

Member Rick James has donated a personal computer to be used in the Library.

Owen Buck is purchasing the digital Magazine subscription to Trains.com for Membership use.

Discussion on a location to use for future Surplus Asset sales outside of the club.

Presentation:

Member Jamie Robinson made a presentation of the National O Scale Convention that he attended from 6/18 to 6/19

Membership Raffle winner – new member Joe Saunders

Meeting adjourned – 8:08 pm

PHOTO OF THE MONTH - JULY 17 HO OPERATING SESSION



DONATIONS

The donation [Honor Roll](#) continues to grow, and there are still opportunities to contribute to the [Utility Sponsor](#) program, both Water and Electric.

We have some new donation boxes in place; they have the QR code on them for anyone who wishes to donate electronically.



GFMRRRC INVITED TO DISPLAY AT OXFORD COUNTY FAIR

By Paul Lodge

The Oxford County Fair committee has invited the Great Falls Model Railroad Club to set up model railroad displays on September 15 in a special building on the fairgrounds. The fair is open daily from noon to 9:00 p.m. on September 15 through 18. Club members who are available to help will be given passes for the fair and are encouraged to wear their GFMRRRC vests or shirts. We will be able to give out flyers about upcoming events at the club, such as the ExTRAINaganza in November and future Surplus Inventory Sales.

Because many fair visitors, including model railroad enthusiasts, will be curious about our hobby, we plan to use displays based on model railroading. Although there is not enough room for our modular layout, we will set up our 4' X 6' HO display layout and the Operation Lifesaver N-scale layout. Presentations of different sizes of models are appropriate for this type of audience. Members are invited to bring projects on which they are working to show skills and tools available for creating model railroad structures, scenery, or layouts. Tables of interesting displays can be educational and informative. We will also use Operation Lifesaver materials to talk about railroad safety.

Participation by club members is important for this event. Six club members have already volunteered to help us promote the club and model railroading in general. We need more help to cover the 4-day exhibit from September 15 to 18. Our biggest need is to have eyes enough to protect the displays. We will also need help setting up the displays on September 15 and taking them down on September 18. If you can help from 12 to 9 or for a few hours on any of these days, please contact Paul Lodge at 966-3641 or paul lodge@gwi.net to have your name put on the schedule.


MODELER'S FORUM 7/22

By Kent Waterson

The Modeler's Forum gathered again on July 22nd with many of the usual suspects. Due to the demands of summer, not a lot of projects were presented at this meeting, but still a lively conversation and good fellowship. Attending that night were Bob Willard, Dick Holman, Jamie Robinson, John McMullen, George Pitchard, Tom McAvoy and Kent Waterson

Bob started us off and brought out a laser cut kit from Train Troll. Bob started with their O-Scale Utility Scow and added a few details to the deck outfitting it as a scow to carry gravel out to the inlands. An interesting aspect of the kit was there were no printed directions, but only a CD with the documentation.


Jamie then presented a building from the HO layout that he was upgrading. The building was a simple non-descript building with a barber shop that Jamie converted into Kelly's Saloon (from Geneso, NY). Authentic signs were added along with various vents and details. The key feature of the building however was the lighting system driven by NCE Light-It stationary decoders and rooms outfitted with Roomettes type photo backgrounds. Jamie brought enough components to give a demonstration of the lighting and the various circuits. A little bit of fine tuning of the light to adjust the LED brightness and the building will soon be back on the layout.



MODELER'S FORUM 7/22



Looking up from underneath



NCE Light-It

The last project discussed was by Tom with an update on his layout construction. His bench-work has been completed and plans are now to surface it with $\frac{1}{4}$ " wafer board covered with two layers of 1" foam board.

After a bit more discussion, the meeting was a wrapped up early around 8:00. Summer months can be thin, but we welcome all to come and add your contributions. We all enjoy seeing what other modelers come up with and find inspiration from others. To give illustration to that fact was some of the lights on Jamie's model were a goose-neck style lamp. The actual mounting arm for the lights was the magnet wire leads for the lights covered in super-glue, a technique he commented on as learning from this group. There are more tricks out there so come and share with the group. Our next meeting is August 26th, hope to see you there!

Cave Jct. Team Track

By Mike Meserve

Towards the end of 2020 we were looking to do some upgrades on the HO layout. After discussions with Club Member Roger Plummer, we agreed that I would scratch-build a team track with loading ramp for the revamp that was already underway at Cave Junction.

With this being the first time I ever built something non-LEGO, I was quite nervous for what I was embarking on. I took my time on this and learned some things along the way. This project was completed with incredible detail and is a perfect addition to the layout.


With the work that was already completed in Cave Junction and the track relaid after a complete rebuild, we knew where the ramp would have to be.

With location solved, next was to drill and start posting. As you can see in the picture there was sand on the layout and I simply started to drill out the holes. The posts were about inch or so in length. I started off with spacing at every 4th tie, but I found screws hidden in the Homasote, so I changed the spacing and moved the posts to go with the track. In retrospect I would have removed all the sand and marked where all the posts would be (you can't have too many posts).



Once I had the posts in, I found a scrap platform and used this to see how the alignment would be. This turned out quite well! Fun Fact: the scrap platform was reused in Riverton.

I used Minwax stain that the club had on hand, and simply let the paint run on each post, absorb, and then dry.



Once the posts were dry it was time to figure out the platform and the actual surface area. I used a large flat steel weight to make sure the posts were all even. I used basswood I beams to be the main support and let the posts hold it in with friction. It took many days to glue, verify its hold, and reglue before I was satisfied with the results. I used 80 grit sandpaper to smooth the surface of the posts and I beams.



Next step was to paint all the wood. I used the same Minwax for the platform surface as I did for the support posts. I laid these on top of parchment paper and let the wood absorb the paint and allowed it to dry. This was quite a long process, looked wet, but really was not. Some was still wet even after sitting in the furnace room for a few weeks but had no effect on the glue to hold it down.



This was the longest single part of the entire project—gluing each platform plank down! The original process took 80 to 90 minutes. I spent at least another 30 mins regluing planks due to separation after the first round.

Once all the planks were down, and not moving it was time to cut the platform to fit the cars the team track would see. 40, 50, and 60 foot boxcars, and 50 foot flatcars would be delivered here.

I started by using a Xuron cutting plyer but decided to go a quicker route and used a Dremel instead. I simply started where the car is backed in and slowly worked my way to the end of the platform. This process took about 30 minutes of careful trimming with the cars run back and forth multiple times to be satisfied with the results.



With the platform trimmed for the cars, next was to work on the front side.

Last item to make for the platform was the ramp. I had come in and worked on this in the quiet time at the club and I had great difficulty getting everything aligned and glued in place.

I was going to win this battle and I did! Using the power of popsicle sticks and mini clamps I was able to glue the ramp together with support under it. I used a heavy steel weight so it would never separate.



Here is the ramp all glued solid and trimmed.



Once the platform was completed, I installed a small square strip of balsa wood to be used as a bumper for the forklift so it would not fall off the front of the ramp. This was trimmed with a Dremel after the glue had settled.



With the Dremel I took my time and made a smooth, but slight curved platform edge. I touched up the ends with a paint pencil.

With all the glue, I got the unexpected result of the ramp appearing worn from many forklifts traveling up and down.

Thanks to Roger Plummer and Jamie Robinson for help/suggestions, glue and paint used in creating this addition to the HO layout.



THE GREAT FALLS MODEL RAILROAD CLUB

144 Mill Street
Auburn, Me 04210

<http://www.greatfallsmodelrrclub.org/>
[Facebook: Great Falls Model Railroad](#)

An Educational Foundation

OFFICERS:

President:
Mike Meserve
prez@greatfallsmodelrrclub.org

Vice President:
Jamie Robinson
vp@greatfallsmodelrrclub.org

Secretary:
Tami Paine
secretary@greatfallsmodelrrclub.org

Treasurer:
Owen Buck
treasurer@greatfallsmodelrrclub.org

Librarian/Archivist
George Pitchard
librarian@greatfallsmodelrrclub.org

Directors:
Rick James,
Darin Long
Eric Long,

Webmaster:
Joe Marshall
braintriggers@gmail.com

Assistant Webmaster:
Jamie Robinson
vp@greatfallsmodelrrclub.org

Social Media Editor:
Tami Paine
secretary@greatfallsmodelrrclub.org

Storekeeper:
Eric Long
storekeeper@greatfallsmodelrrclub.org

THE SIGNAL

The *Signal* is published twelve times per year by The Great Falls Model Railroad Club.

Copyright August 2021

Editor
Jamie Robinson
gfrsignal@greatfallsmodelrrclub.org

Address Change

If your mailing or e-mail address changes please notify us at:
gfrsignal@greatfallsmodelrrclub.org.

www.greatfallsmodelrrclub.org

Upcoming Events

[Please check our web site on Facebook.](#)



Summer is here.
Time to get your
Great Falls gear at
the Company
Store!



Recurrent Activities

Operating Sessions

Saturday, August 21 at 8:30 a.m.
Saturday, September 4 at 8:30 a.m.

Regular Monthly Meeting

Thursday, August 19 at 6:45 p.m.

Spikey's Station

NONE UNTIL FURTHER NOTICE

Work Session

Every Wednesday 6:00 p.m. to 8:00 p.m.
Every Saturday 9:00 a.m. to Noon
(unless there's an Operating Session)

Modelers Forum

Thursday, August 26 at 7:00 p.m.

Executive Committee

Thursday, Sept. 9 at 6:30 p.m.

Oxford County Fair

Sept. 15—18

Surplus Assets Sale

Sept. 25