



Member since June 1988

NEXT MEETING
April 21, 2022
6:45 p.m.

*Please bring a friend
to our next meeting!*

When you send an article
with pictures, please do not
embed them into the article—send them as a separate file.

DO YOU WANT TO WIN?

Attendance & 50/50 prizes
are drawn at every meeting
on the 3rd Thursday of the
month.

YOU MUST BE PRESENT TO
WIN!

Bottles for Basics:

- ♦ January—\$0
- ♦ February—\$0
- ♦ March—\$40

**We are no longer
collecting used
ink cartridges or
toner packs.**

THE SIGNAL



THE GREAT FALLS MODEL RAILROAD CLUB

VOLUME 26 ISSUE 4

APRIL 2022

MONTHLY MEETING APRIL 21

April showers bring May flowers. Or so the saying goes. But for certain the snow is almost all gone, the sun is warm, and the days are markedly longer!

We have a significantly negative cash flow due to the high cost of oil. You can help—please pay your dues!

Things to consider for the meeting:

- **May is the annual business meeting. At the April meeting, a nominating committee must be appointed to solicit nominations for officers and board members.**
- We received a massive book donation and Rick needs help to process it for the Library
- Planning for the Southern Maine Show in Westbrook on Saturday, May 14
- Subscribing to Flickr so Josh can continue to upload our photo collection
- Moving and storage charges for the Pitchard Collection

MARCH 17 MEETING MINUTES

Tami Paine — Secretary

Treasure's Report: Not much change. Positive cash flow of \$301.00 for the month. Property taxes will be due in March. The report was approved.

Secretaries report: accepted as printed in the Newsletter

Librarians report:

- Josh has been scanning slides and posting them to a Web page called [Flickr](#) that can be accessed via our Web pages for those that would like to view them. We are not sure about the locations of many of the pictures; if members viewing the slides have any information about the slide or location, we would greatly appreciate it.
- There was a discussion subscribing to Flickr (annual fee of about \$84) to store our 50,000 slides on line so they would be available to anyone that would like to view them. Free accounts are limited to 1,000 images.

FEBRUARY 17 MEETING MINUTES (CONTINUED)

Librarians report (continued):

- The new system to view archived magazines will be available soon.
- Rick has been bringing in snacks that will be available downstairs. If any member has any suggestions about snacks we should offer, please contact [Rick James](#).
- Library hours of operation are Wednesday evenings from 6 to 9 and Saturday mornings from 9 to noon. If you would like to access our library at other times, please notify our Librarian [Rick James](#).

Miscellaneous reports:

HO Committee

The HO committee had difficulties with a switch machine power supply. That will be our next project [since replaced—(right)].

O Scale Committee

O Scale received a donation of a Lionel 990 Caboose

They had another donation of a switcher, a few cars and a caboose

G Scale Committee - No Report

N Scale Committee - No Report

Modeler's Forum

The Modeler's forum would like ideas of presentations members would like to see. If you want to make something let us show you how to do it

Everyone is welcome to attend Modeler's Forum at 7 p.m. on the fourth Thursday of every month

Old Business

Still working on the Southern Maine Show in Westbrook show on May 14th. Individual members have sponsored all 7 tables.

We will be picking up the book donation from Don Damour Saturday. We will need boxes to pack the books. [Don is still bringing books to the club!]

New Business:

Discussion about doing the show at the Oxford Fair grounds again this year.

Discussion about doing an event during the Balloon festival this year in August.

We cannot use the name "TrainFest", we need to come up with another name for this event.

There is a leak in the roof of the club house we will have to address this year.

Birthday parties are going well at the club house.

Joe Landry has invited members and their families to attend an open house at his house to see his layout. This open house will be on Saturday, August 27th from 1 to 4 p.m. If you would like to see a sneak preview of his layout, go to [JoelLandrytrains](#) on YouTube. Don't miss this opportunity, folks!

50/ 50 Raffle – the winner was Paul Lodge

Door Prize – the winner was Leanne Fox

Meeting was adjourned – 7:45 p.m.



DONATIONS

There are still lots of opportunities to step up and join our Utility Team by sponsoring a month of Water (\$30) and/or Power (\$150) fees. Dues only cover a small portion of our fixed costs and this program helps fill some of the remaining gaps.

Steve Doughty and the gang from the Modeler's Forum stepped up to contribute water sponsorships.

West River Services, Tami Paine and Art LeTourneau all added their names to the Power sponsorship list.


MODELER'S FORUM March 24 by Kent Waterson

It was great to see a larger group out for the Modeler's Forum on March 24th. Eight of us joined together for an interesting collection of ideas and skills. Attending that night were Bob Willard, Jamie Robinson, Dick Holman, John McMullen, Paul Lodge, Art LeTourneau, Carmen Anastase and Kent Waterson.

Jamie started the evening showing a Brazilian Wide Gauge (5' 3") track gauge. The gauge was turned on a lathe from brass and fits O-Scale Code 100 and 125 rail.



After that Jamie brought out an Atlas B39-8 locomotive that he is upgrading for the club. The original QSI decoder was discarded and replaced with an ESU LokSound 5 21-pin decoder. To assist in making the connections Jamie used a [NixTrains](#) Decoder Buddy (making it easier to wire up the 21-pin decoder). Improvements included ground lights, functioning number board lights and the headlight. Jamie also added his homebrew keep-alive circuit. Although it wasn't in place yet, Jamie intends to add a magnetic reed switch to disconnect the keep-alive circuit while programming the decoder. [Note: I scrapped the reed switch plan — easy access to the keep-alive was available through the radiator hatch].



Dick then presented a series of passenger cars that he is repainting and decaling for a customer. Two of the cars were converted into work cars, one with the windows blanked off (since this is what the customer had seen and desired). The cars are not intended to operate but instead will be on a table-top static display.



John returned with some more building updates. John has been spending the winter building the various structures and brought in two more. One was the Walthers Rocky Point Lighthouse. The kit requires minimal gluing and is engineered to snap most parts together.

MODELER'S FORUM (CONT.)


The kit came with a file to print window coverings which John printed on heavy card stock although he will probably not use them. John then asked the question on how to wire the lights (what circuit should they be attached to)? Looking at the instructions, it appears the lights will work with either AC, DC, or DCC power sources.



The second building John intends to model as a library. John painted the exterior a beige color and used rattle can spray paint to color the roof.



The last thing John brought was a camper that he purchased at one of our Used Asset sales. The camper was just a bag of parts, but John managed to assemble it into a decent looking model that can function as a structure along the roadway on part of his layout.



John also asked for sources of printed stone and brick patterns. Sources suggested were [Chooch](#), [LARC](#), and [MicroMark](#).


At this point, Bob and Art did a static grass application demo. Art used a Noch static grass dispenser while Bob used a homemade dispenser (made from an electric flyswatter). Art used a longer type of grass (7mm) and neither dispenser worked particularly well. Some strands stood up, but much more laid over. Bob used a shorter grass (no dimensions were given) and this seemed to work much better. Both dispensers were battery powered, perhaps a dispenser that used household AC would work better?



Next was Carmen giving an update on figuring out how to place his row houses in a tight section of his layout.


MODELER'S FORUM (CONT.)

Carmen built a mock-up of the area and used various pieces to estimate how much space was needed. A typical prototypical arrangement was with two to four houses built next to each other with a small yard out front with a fence to separate it from the railroad tracks. Using the mock-up, he was able to determine his buildings could only be an inch deep and will thus assemble them to that dimension.



Kent then gave an update on his battleship & Kingfisher diorama. The Southern Maine Scale Modelers contest is scheduled for April 10th

and Kent is pushing to complete the project by then. Kent showed pictures of the mostly completed battleship quarterdeck, catapults, crane, 40mm Bofors guns and various other components. Kent brought with him two of the Kingfishers which will be included. One is an intact aircraft that will be on one of the catapults, the other is an aircraft that was damaged during a storm. Much work is left but Kent believes he can get it done in the remaining three weeks.



Bob followed with some Chip brushes he purchased from Harbor Freight (very cheap) and showed how they could be disassembled and used to make small stands of grass. He also showed some alligator clips mounted on bamboo stakes that make great small parts holders. Bob found the clips at Hobby Lobby.



MODELER'S FORUM (CONT.)



Bob then brought out his completed steam shovel he has shown work-in-progress the last few months. The completed model looked great and will make a great addition to his modules.



THE SIGNAL

Lastly Bob presented a scratch-built logging truck based off a picture in a magazine. The model was built from styrene with numerous cast resin components. Another nice model.



Paul finished out the evening with some history behind both his own Pine Tree Lines rolling stock and the Great Falls scheme. Paul chose the name Pine Tree Lines – PTL due to a combination of the “P” and “L” being his initials, and the common association with PTL as “Praise the Lord” which fit with his wife being a minister. The color scheme idea came from the New York Central “Pacemaker” scheme, in this case a Tuscan red and grey scheme. Paul like the two-tone scheme and modified it to green and Tuscan red (taking advantage of the molded color of the “boxcar red” undecorated cars).



Paul then created his own custom decals and had them produced by a vendor in NH. The white decals on the green and red scheme really made the models “pop”. Paul keeps a ratio of 50% of his cars from his home line and thus created many models of these boxcars. To round out the home fleet he also made some older wooden cars with an older paint scheme to add variety.

MODELER'S FORUM (CONT.)



To go along with the cars, Paul created a caboose in the same scheme and the locomotives. Paul like the distinctive stripes of the Maine Central locomotives and made the same for his models.



Paul then described the thoughts behind the Great Falls color scheme which has blue on top (representing the sky), a white stripe representing the river with a sort of "v" acting as the water coming over the falls before traveling downstream. The grey then represents the base, perhaps the ground or ballast.



To go along with his coal loader on his layout Paul had purchased a number of the Tyco Virginian hopper cars. Friends knew of his collecting of these cars and now Paul has 65 of them! He also showed the "Hopper Car Unloading Set" that accompanied these cars. Paul had a pair of these wondering if the mechanism that works to open the doors on the hopper cars could be designed and 3D printed.



Once again it was great to see the number of modelers and skills on display that evening. We're sure there are others in the club that have projects, ideas and tools to add to the discussion, come join us one of these 4th Thursday evenings. Our next meeting will be on April 28th, hope to see you there.

ALONG THE LINE





THE GREAT FALLS MODEL RAILROAD CLUB

144 Mill Street
Auburn, Me 04210

<http://www.greatfallsmodelrrclub.org/>
[Facebook: Great Falls Model Railroad](#)

An Educational Foundation

OFFICERS:

President:
Mike Meserve
mez@greatfallsmodelrrclub.org

Vice President:
Jamie Robinson
vp@greatfallsmodelrrclub.org

Secretary:
Tami Paine
secretary@greatfallsmodelrrclub.org

Treasurer:
Owen Buck
treasurer@greatfallsmodelrrclub.org

Librarian/Archivist
Rick James
librarian@greatfallsmodelrrclub.org

Directors:
Darin Long
Eric Long
Guy Lovell

Webmaster:
Joe Marshall
braintriggers@gmail.com

Assistant Webmaster:
Jamie Robinson
vp@greatfallsmodelrrclub.org

Social Media Editor:
Tami Paine
secretary@greatfallsmodelrrclub.org

Storekeeper:
Eric Long
storekeeper@greatfallsmodelrrclub.org

THE SIGNAL

The *Signal* is published twelve times per year by The Great Falls Model Railroad Club.

Copyright April 2022

Editor
Jamie Robinson
gfrsignal@greatfallsmodelrrclub.org

Address Change

If your mailing or e-mail address changes please notify us at:
gfrsignal@greatfallsmodelrrclub.org.



Upcoming Events

Recurrent Activities

5/14 Southern ME Model RR Show
8/20-21 Balloon Festival
9/14-17 Oxford County Fair



Grab your Great Falls gear at the Company Store, and join the Blu Cru!



[Please check us out on Facebook.](#)



HO Operating Sessions

Saturday, April 23
Saturday, May 7
Saturday, May 21

Regular Monthly Meeting

Thursday, April 21 at 6:45 p.m.
Thursday, May 19 at 6:45 p.m.

Spikey's Station

NONE UNTIL FURTHER NOTICE

Work Session

Every Wednesday 6:00 p.m. to 8:00 p.m.
Every Saturday 9:00 a.m. to Noon
(unless there's an Operating Session)

Modelers Forum

Thursday, April 28 at 7:00 p.m.

Executive Committee

Except for extraordinary events, Executive Committee meetings will be combined with the normal member meeting.